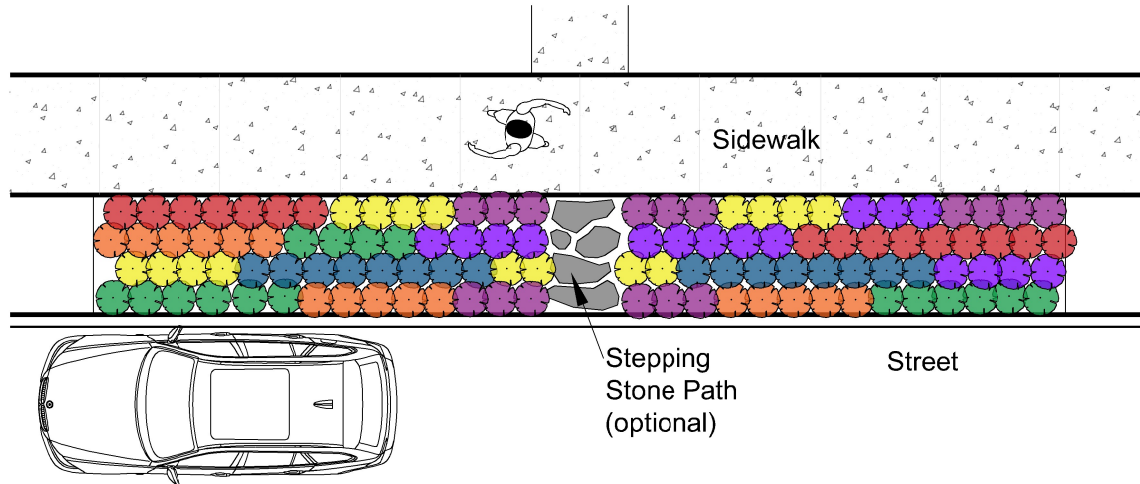









# FULL SUN PLANTING PALETTE

Full Sun areas receive 6 or more hours of sun in a day  
New planting is 200 square feet



## PLANT LIST

(Possible Substitutions)

-  Plant 1: Penstemon or Black Eyed Susan or Catmint
-  Plant 2: Butterfly Weed (Yarrow or Blanket Flower)
-  Plant 3: Aromatic Aster (Calico Aster or Sky Blue Aster or Frost Aster)
-  Plant 4: Prairie Onion (Prairie Smoke or Prairie Phlox)
-  Plant 5: Purple Prairie Clover (White Prairie Clover)
-  Plant 6: Blue Grama (Side Oats Grama or Plains Oval Sedge)
-  Plant 7: Pearly Everlasting (Prairie Sage or Spotted Bee Balm)

Penstemon



Black Eyed Susan



Catmint



Name: \_\_\_\_\_

Address: \_\_\_\_\_

Plant 1 Top Choice: \_\_\_\_\_

Plant 1 2nd Choice: \_\_\_\_\_

Stepping Stone Path: \_\_\_\_\_

## PLANTING NOTES

Follow these notes to place your plants in the best location for them to thrive.

Always space all plants 15-inches from the center of one plant to the center of the next one, even if the plant tags say to place them differently.

Plant 4 should be placed beside the stepping stone path or beside the sidewalk. This is a short plant species and will not flop over onto the stepping stones or sidewalk.

Plant 7 should mostly be placed beside the street. This is a salt tolerant plant and will do better in the areas that receives more street salt in wintertime.

The remaining plants can be scattered throughout the boulevard in groupings as shown.

