

















Native Trees and Shrubs

Plant for pollinators, clean water, and our earth

Trees:

-   Black cherry
-   Wild plum
-   Oak
-  Cockspur hawthorn
-  Fireberry hawthorn
-  Sweet crab apple
-  Pin cherry
-  Serviceberries
-  Chokecherry
-  Pussy willow
-  American basswood
- Pagoda dogwood
- Red maple

Shrubs:


-   False indigo
-   Common buttonbush
-  Leadplant
-  Leatherleaf
-  Bog labrador tea
-  Bog laurel
-  Prairie wild rose
-  Smooth wild rose
-  Dwarf bush honeysuckle
- Wolfberry
- Winterberry
- Ninebark
- Nannyberry viburnum
- Downy arrowwood
- American bladdernut
- Glossy black chokeberry



Monarch
favorite



RPBB
favorite



Find more info
and an extended
list of plants

bluethumb.org/lawns-to-legumes
bwsr.state.mn.us/l2l
monarchjointventure.org





When planting a tree, consider:

- **The amount of space for the tree to grow to maturity**
 - If there are overhead power lines or a lot of trees around, plant a shorter tree species.
- **How close the tree is to your house**
 - Plant at least 10 ft away from any structure above or below the ground and watch out for your roof overhang.
- **Planting on the west side of your house**
 - This will provide late-day shade and also sun from the south side during the winter season.
- **The location of underground utilities**
 - Before digging, call Gopher State One Call to have your **public** utilities marked.
- **Installing a shade garden under your tree!**